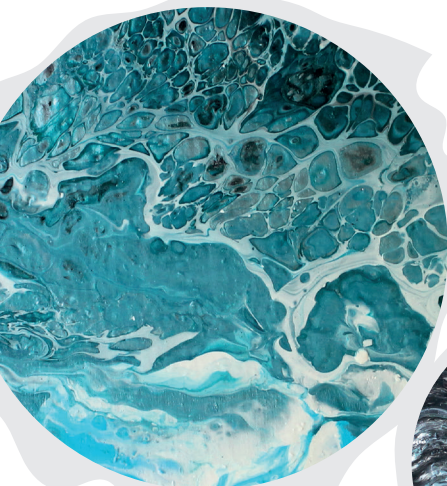




TIP

Add a few drops of silicon oil to the mixture of acrylic paint and Pouring Medium. This way special „paint cells” are formed. The effect can be increased by heating with cooking torch.



FLUID PAINTING

pentacolor
Manufacturers for Creative People

PENTACOLOR Kft.

Hungary 1103 Budapest, Gyömrői út 86.

Phone.: +36 1 260-7477

E-mail: info@pentacolor.hu

www.pentart.eu

TIPS AND TECHNIQUES



pentartvideo



pentarttermekek



pentartdekor.blogspot.hu



pentart



pentart_products

FLUID PAINTING TECHNIQUE

Dilute different colors of acrylic paints to reach ideal fluid consistency. Pour the paints beside and partly on each other on a canvas or wood sheet. Gently move the base to spread the paint all over the surface.

It is advisable to take care of the followings:

- Colors should be contrasting
- Paint should cover the edges too
- Protect the painting area from dripping paint
- Place cover below the base to contain excess paint
- Use gloves

Enjoy the streaming of various paints and colors! The end result is magically unpredictable!



POURING MEDIUM


Pentart acrylic paints are covering well, have high pigment content and thick in consistency that dries relatively quick. As a result, we can only make the paints flow and mix with each other by moving the painting surface in a very short time interval. For fluid painting technique we need to make the paint more liquid, such a way that its color and covering does not change significantly. For that reason POURING MEDIUM is used for dilution.




Pouring Medium can be mixed to the acrylic paint from 50 to 100 % proportion. Make sure that the different colors of acrylic paints are diluted to the same consistency!



Mix the selected paints with Pouring Medium in plastic cups



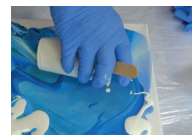
Layer the different colors in one cup



Pour this cumulated paint to the middle of a base



Make the paint flow directing it to the edges



Add more paint if needed, use some additional colors



Move the base to mix colors



We can vary colors according to taste

